

Higgs at ILC in Universal Extra Dimensions in Light of Recent LHC Data

Takuya Kakuda¹, Kenji Nishiwaki², Kin-ya Oda³, Naoya Okuda³, and Ryoutaro Watanabe³

1- Department of Physics, Niigata University
Niigata 950-2181, Japan

2- Harish-Chandra Research Institute
Chhatnag Road, Jhusi, Allahabad 211 019, India

3- Department of Physics, Osaka University
Osaka 560-0043, Japan

We present bounds on all the known universal extra dimension models from the latest Higgs search data at the Large Hadron Collider, taking into account the Kaluza-Klein (KK) loop effects on the dominant gluon-fusion production and on the diphoton/digluon decay. The lower bound on the KK scale is from 500 GeV to 1 TeV depending on the model. We find that the Higgs production cross section with subsequent diphoton decay can be enhanced by a factor 1.5 within this experimental bound, with little dependence on the Higgs mass in between 115 GeV and 130 GeV. We also show that in such a case the Higgs decay branching ratio into a diphoton final state can be suppressed by a factor 80%, which is marginally observable at a high energy/luminosity option at the International Linear Collider. The Higgs production cross section at a photon-photon collider can also be suppressed by a similar factor 90%, being well within the expected experimental reach.

1 Introduction

Higgs field is the last missing and the most important piece of the Standard Model (SM) of elementary particles and interactions. Last year the Large Hadron Collider (LHC) made a great achievement in Higgs searches. Now the SM Higgs mass is highly constrained within a low mass range $115.5 \text{ GeV} < M_H < 127 \text{ GeV}$ or else is pushed up to a high mass region $M_H > 600 \text{ GeV}$ at the 95% CL [1, 2].

In particular the ATLAS experiment has observed an excess of events close to $M_H = 126 \text{ GeV}$ with a local significance 3.6σ above the expected SM background without Higgs, though it becomes less significant 2.3σ after taking into account the Look-Elsewhere Effect (LEE) [1]. On the other hand, the CMS experiment has observed the largest excess at 124 GeV with a local significance 3.1σ but reduces to 1.5σ after taking the LEE into account over 110–600 GeV [2]. Note that the peak at ATLAS is close to the CMS exclusion limit 127 GeV , but that the CMS local significance at 126 GeV is still $\sim 2 \sigma$ [2]. These peaks at ATLAS and CMS are dominated by diphoton signals.^a

An interesting observation is that the best fit value of the diphoton cross section is enhanced from that of SM by factor ~ 1.7 and 2 for the peaks at $M_H = 124 \text{ GeV}$ (CMS [2]) and 126 GeV (ATLAS [1]), respectively. For the latter, the enhancement needed for the total Higgs production cross section is ~ 1.5 after taking into account all the related decay channels (with the branching ratios being assumed to be the same as in the SM): $H \rightarrow \gamma\gamma$, $H \rightarrow ZZ \rightarrow lll$ and $H \rightarrow WW \rightarrow l\nu l\nu$ [1].

^a Our analyses and statements hereof are based on the results shown in the preliminary version presented on the web in Refs. [1, 2].

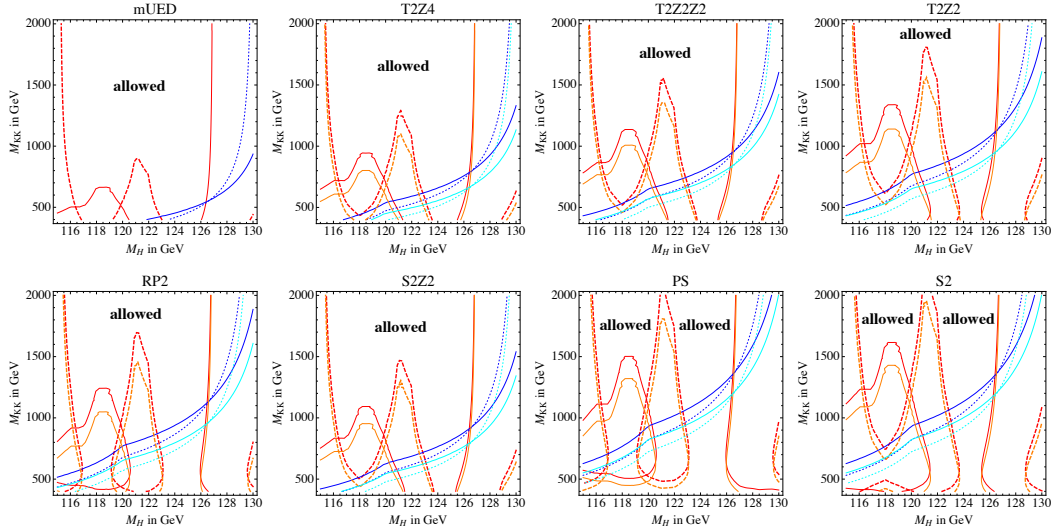


Figure 1: 95% CL bounds from $H \rightarrow \gamma\gamma$ at ATLAS (red/orange dashed) and at CMS (red/orange solid) and from $H \rightarrow WW \rightarrow \nu l \nu$ at CMS with cut-based (blue/cyan solid) and with multi-variate BDT (dotted) event selections. The red and blue (orange and cyan) colors correspond to the maximum (minimum) UV cutoff scale in 6D.

The Universal Extra Dimension (UED) models assume that all the SM fields propagate in the bulk of the compactified extra dimension(s). Currently known UED models utilize compactifications on a one-dimensional orbifold S^1/Z_2 (mUED), on two-dimensional orbifolds based on torus T^2/Z_4 (T2Z4), $T^2/(Z_2 \times Z'_2)$ (T2ZZZ2), T^2/Z_2 (T2ZZ), on a two-sphere based orbifold S^2/Z_2 (S2ZZ), and on two-dimensional manifolds, the projective sphere (PS) and the sphere S^2 (S2); See [3, 4] for references.

We can list two virtues of the UED models (see e.g. [4] for references). First, due to the compactification, there appears a tower of Kaluza-Klein (KK) modes for each SM degree of freedom; Among these KK modes, the Lightest KK Particle (LKP) is stable due to a symmetry of the compactified space and hence becomes a good candidate for the dark matter. Second virtue is the explanation of the number of generations to be three when there are two extra dimensions in order to cancel the global gauge anomaly in six dimensions.

Further, the UED models allow a heavy Higgs. If the light Higgs is excluded in the forthcoming LHC running and hence the Higgs turns out to be heavy in the region $M_H > 600$ GeV, the SM with such a heavy Higgs is inconsistent to the current electroweak precision data. In UED model the KK top loop corrections may cure this discrepancy. However in this work, we pursue the case for light Higgs mass and give a possible explanation for the above mentioned enhancement of the Higgs production cross section.

2 LHC bounds on UED models

In the LHC, the Higgs production is dominated by the gluon fusion process $gg \rightarrow H$ induced by the top-quark loop. As a rule of thumb, one can expect that loop-induced UED corrections

are significant if a process is prohibited at the tree level in the SM. The gluon fusion is such a process. The KK top quarks make a correction to the Higgs production cross section as

$$\hat{\sigma}_{gg \rightarrow H}^{\text{UED}} = \frac{\pi^2}{8M_H} \Gamma_{H \rightarrow gg}^{\text{UED}} \delta(\hat{s} - M_H^2), \quad (1)$$

$$\Gamma_{H \rightarrow gg}^{\text{UED}} = K \frac{\alpha_S^2}{8\pi^3} \frac{M_H^3}{v_{\text{EW}}^2} |J_t^{\text{SM}} + J_t^{\text{KK}}|^2, \quad (2)$$

where K is the K-factor accounting for the higher order QCD corrections, α_S is the fine structure constant for the QCD, $v_{\text{EW}} \simeq 246$ GeV is the electroweak scale, and explicit forms of the top and KK-top loop functions J_t^{SM} and J_t^{KK} , respectively, are given in [3, 4]. As said above, the tree-level widths $\Gamma_{H \rightarrow t\bar{t}}$, $\Gamma_{H \rightarrow b\bar{b}}$, $\Gamma_{H \rightarrow c\bar{c}}$, $\Gamma_{H \rightarrow \tau\bar{\tau}}$, $\Gamma_{H \rightarrow WW}$, and $\Gamma_{H \rightarrow ZZ}$ are not significantly modified from those in the SM by the KK loop corrections, while the diphoton width becomes

$$\Gamma_{H \rightarrow \gamma\gamma}^{\text{UED}} = \frac{\alpha^2 G_F M_H^3}{8\sqrt{2}\pi^3} \left| J_W^{\text{SM}} + J_W^{\text{KK}} + \frac{4}{3} (J_t^{\text{SM}} + J_t^{\text{KK}}) \right|^2, \quad (3)$$

where α and G_F are the fine-structure and Fermi constants, respectively, and J_W^{SM} (J_W^{KK}) are loop corrections from SM-(KK-) gauge bosons [3]. Because of these additional bosonic and fermionic loop correction, Higgs decay to 2γ receives a nontrivial effect.

The diphoton and WW experimental constraints [5–7] are put on the following ratios, respectively,

$$\frac{\sigma_{gg \rightarrow H \rightarrow \gamma\gamma}^{\text{UED}}}{\sigma_{gg \rightarrow H \rightarrow \gamma\gamma}^{\text{SM}}} \simeq \frac{\Gamma_{H \rightarrow gg}^{\text{UED}} \Gamma_{H \rightarrow \gamma\gamma}^{\text{UED}} / \Gamma_H^{\text{UED}}}{\Gamma_{H \rightarrow gg}^{\text{SM}} \Gamma_{H \rightarrow \gamma\gamma}^{\text{SM}} / \Gamma_H^{\text{SM}}}, \quad (4)$$

$$\frac{\sigma_{gg \rightarrow H \rightarrow WW}^{\text{UED}}}{\sigma_{gg \rightarrow H \rightarrow WW}^{\text{SM}}} \simeq \frac{\Gamma_{H \rightarrow gg}^{\text{UED}} / \Gamma_H^{\text{UED}}}{\Gamma_{H \rightarrow gg}^{\text{SM}} / \Gamma_H^{\text{SM}}}, \quad (5)$$

where we have approximated $\Gamma_{H \rightarrow WW}^{\text{UED}} \simeq \Gamma_{H \rightarrow WW}^{\text{SM}}$ and have taken into account the decay modes into $t\bar{t}$, $b\bar{b}$, $c\bar{c}$, $\tau\bar{\tau}$, gg , $\gamma\gamma$, W^+W^- and ZZ in the total width Γ_H .

In Fig. 1, we show 95% CL exclusion plots in M_{KK} vs M_H plane from the $H \rightarrow \gamma\gamma$ modes at ATLAS [5] (red/orange dashed) and at CMS [7] (red/orange solid) and from the $H \rightarrow WW$ mode at CMS [6] (blue/cyan), where solid and dotted lines correspond to the cut-based and BDT event selections for the WW channel, respectively.^b The red and blue (orange and cyan) colors correspond to the maximum (minimum) UV cutoff scales in six dimensions; see [3, 4] for details.^c First we can see that the region $115 \text{ GeV} \lesssim M_H \lesssim 127 \text{ GeV}$ is selected by the diphoton exclusion as in the SM. The ATLAS diphoton exclusion around 121 GeV became strong due to a statistical fluctuation. In the range $123 \text{ GeV} \lesssim M_H \lesssim 126 \text{ GeV}$, both ATLAS and CMS have an excess of events in the diphoton channel and the bounds from WW signals become stronger. We see that the lower bound for the KK scale is about 500 GeV–1 TeV depending on the models in this low Higgs mass region. The

^b As stated above, for all the bounds, we have utilized the values shown in the preliminary version presented on the web. We note that the newer CMS diphoton data set, which we have not utilized, includes vector boson fusion (VBF) events that occurs at the tree level in the SM and hence is not significantly enhanced by the UED loop corrections.

^c We can calculate the processes without UV cutoff dependence in five dimensions.

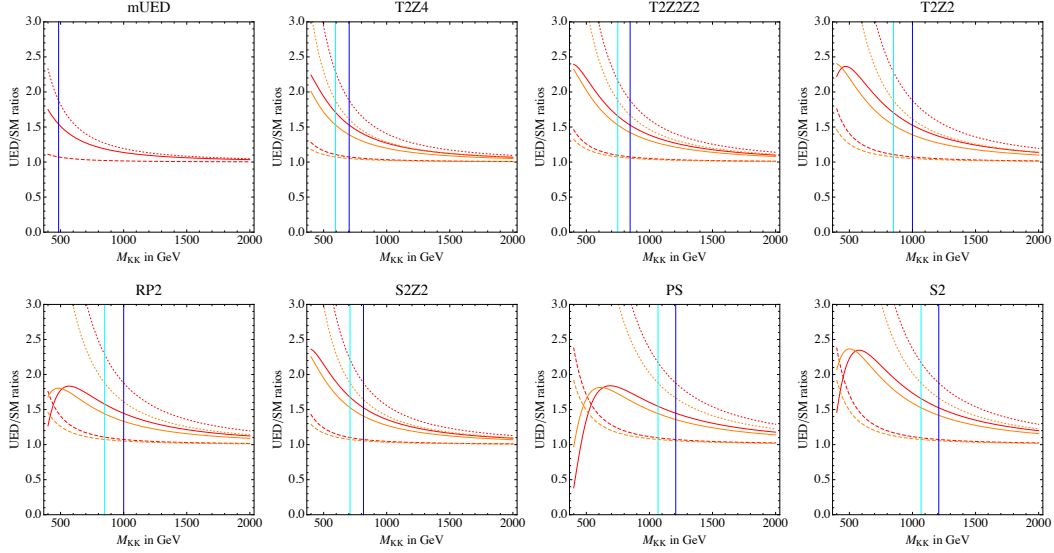


Figure 2: Enhancement ratios of UED to SM at $M_H = 125$ GeV for the gluon-fusion Higgs production cross section $\sigma_{gg \rightarrow H}$ (dotted), for the same with subsequent diphoton decay $\sigma_{gg \rightarrow H \rightarrow \gamma\gamma}$ (solid), and for the Higgs total decay width Γ_H (dashed). The right hand side of the vertical line is allowed by the CMS cut-based $H \rightarrow WW$ bound given in Figure 1. Colors denote the same as in Figure 1.

diphoton bounds do not exclude the low KK scale $M_{\text{KK}} \lesssim 500$ GeV for the lower Higgs mass $M_H \lesssim 123$ GeV in the case of RP2, PS and S2 models, in which we have many low lying KK modes. This is because the KK top contribution J_t^{UED} cancels the dominant SM one J_W^{UED} in that region.^d We can find a similar recent study on mUED in [8].

In ATLAS, the best fit value for the ratio of the total Higgs production cross section $\sigma_{gg \rightarrow H} / \sigma_{gg \rightarrow H}^{\text{SM}}$ is found to be ~ 1.5 around the observed excess of events at $M_H \simeq 126$ GeV [1]. In CMS, the best fit value for the ratio is ~ 0.6 (1.2) at $M_H = 126$ GeV (123 – 124 GeV). The preliminary version of Ref. [1] reports that the diphoton ratio in Eq. (4) is ~ 2 at $M_H = 126$ GeV. Let us examine whether this can be explained by the UED models, keeping in mind the fact that this excess of the cross section ratio is still only $\sim 1\sigma$ away from unity.

In Figure 2, we plot the enhancement factor for the total Higgs production cross section due to the UED loop corrections (dotted), for the same with subsequent diphoton decay (solid), and also for the total decay width for comparison (dashed) as a function of the first KK mass M_{KK} . We have chosen $M_H = 125$ GeV while the result is insensitive to the Higgs mass in the low mass region $M_H < 130$ GeV. Each vertical line shows the lower bound for the first KK mass M_{KK} whose left side is excluded. Conventions on colors are the same as in Figure 1. We see that Higgs cross section with subsequent diphoton decay can be enhanced by a factor ~ 1.5 within the current experimental constraint. Note however that the diphoton ratio (solid) becomes smaller than the WW ratio (dotted) in UED models, in

^d In this parameter region, $J_W^{\text{SM}} \simeq 2$, $J_t^{\text{SM}} \simeq -0.5$, and $J_W^{\text{UED}}/J_t^{\text{UED}} \sim -0.4$.

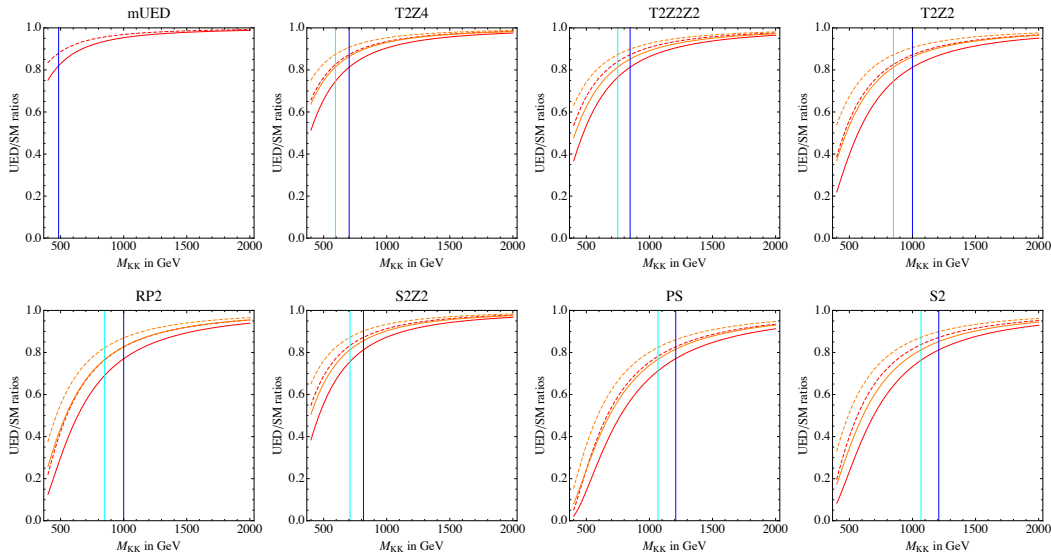


Figure 3: Suppression ratios of UED to SM at $M_H = 125$ GeV for the Higgs branching ratio into diphoton $\text{BR}(H \rightarrow \gamma\gamma)$ (solid) and for the Higgs production cross section at the photon-photon collider $\sigma_{\gamma\gamma \rightarrow H}$ (dashed). Colors and vertical lines denote the same as in Figure 2.

contrast to the observation at ATLAS, where the best fit values for the former and latter are about 2 and 1.2 at the peak. Note that the WW ratio is almost identical to the ratio for the total production cross section $\sigma_H/\sigma_H^{\text{SM}}$ (dotted).

To summarize, the UED corrections become significant for the SM-loop induced couplings Hgg and $H\gamma\gamma$; The enhancement of the former can be seen at LHC, even when multiplied by the reduction of the latter diphoton decay. In the next section, let us see whether the latter reduction can be directly seen at the International Linear Collider (ILC).

3 ILC and photon photon collider

In Figure 3, we show the suppression ratio of UED to SM at $M_H = 125$ GeV for the Higgs branching ratio of diphoton decay $\text{BR}(H \rightarrow \gamma\gamma)$ (solid) and for the Higgs production cross section at the photon-photon collider $\sigma_{\gamma\gamma \rightarrow H}$ (dashed). Colors indicate the same as in Figure 2. The Higgs decay branching ratio into two photons is suppressed more than the corresponding decay width because the former is divided by the total decay width that is enhanced by the decay into gluons as shown by the dashed lines in Figure 2.

We see that the branching ratio (solid) can be suppressed by a factor ~ 0.8 within the current experimental bound. This is marginally accessible at the ILC with integrated luminosity 500 fb^{-1} at 500 GeV whose expected precision for the $\text{BR}(H \rightarrow \gamma\gamma)$ is 23% for $M_H = 120$ GeV [9]. This precision is refined to 5.4% with luminosity 1 ab^{-1} at 1 TeV for the same Higgs mass [10].

When we employ the photon photon collider option, $H\gamma\gamma$ coupling can be measured more directly since it becomes the total production cross section of the Higgs. From Figure 3, we

see that the Higgs production cross section (dashed) can be reduced by a factor ~ 0.9 in the allowed region to the right of the vertical line. This is well within the reach for an integrated photon-photon luminosity 410 fb^{-1} at a linear e^+e^- collider operated at $\sqrt{s} = 210 \text{ GeV}$ which can measure $\Gamma_{H \rightarrow \gamma\gamma} \times \text{BR}(H \rightarrow b\bar{b})$ with an accuracy of 2.1% for $M_H = 120 \text{ GeV}$ [11].

4 Summary

In UED models, the loop corrections from the KK-top and KK-gauge bosons modify the Hgg and $H\gamma\gamma$ couplings. Generally we have shown that the former (latter) is enhanced (suppressed) from that in SM, with the former effect dominating the latter.

We have obtained the 95% CL allowed region in the M_{KK} vs M_H parameter space for all the known UED models in the low mass region $115 \text{ GeV} < M_H < 130 \text{ GeV}$ in Figure 1. In this low Higgs mass window, lower and upper bounds for the Higgs mass are given by the ATLAS and CMS diphoton limits, respectively, whereas the lower bound for the KK scale is put by the CMS limit from the $WW \rightarrow \nu\nu$ channel as $M_{\text{KK}} \gtrsim 500 \text{ GeV} - 1 \text{ TeV}$.

We have also shown the suppression factor from the SM for $\text{BR}(H \rightarrow \gamma\gamma)$ and $\Gamma_{H \rightarrow \gamma\gamma}$. We see that the former can be suppressed by the factor 0.8 and that this is marginally accessible at the ILC. The $H\gamma\gamma$ coupling itself can also be suppressed by the factor 0.9 which is well within the reach for the photon photon collider option.

Acknowledgments

We thank Maria Krawczyk, Shinya Kanemura, and Howard Haber for useful comments in the LCWS11.

References

- [1] “Combined search for the Standard Model Higgs boson using up to 4.9 fb^{-1} of pp collision data at $\sqrt{s} = 7 \text{ TeV}$ with the ATLAS detector at the LHC,” Tech. Rep. ATLAS-CONF-2011-163; arXiv:1202.1408 [hep-ex].
- [2] S. Chatrchyan *et al.* [CMS Collaboration], “Combined results of searches for the Standard Model Higgs boson in pp collisions at $\sqrt{s} = 7 \text{ TeV}$,” arXiv:1202.1488 [hep-ex].
- [3] K. Nishiwaki, K. Oda, N. Okuda and R. Watanabe, “A Bound on Universal Extra Dimension Models from Up to 2 fb^{-1} of LHC Data At 7 TeV ,” Phys. Lett. B **707** (2012) 506 [arXiv:1108.1764 [hep-ph]].
- [4] K. Nishiwaki, K. Oda, N. Okuda and R. Watanabe, “Heavy Higgs at Tevatron and LHC in Universal Extra Dimension Models,” arXiv:1108.1765 [hep-ph].
- [5] The ATLAS Collaboration, “Search for the Standard Model Higgs Boson in the diphoton decay channel with 4.9 fb^{-1} of pp collisions at $\sqrt{s} = 7 \text{ TeV}$ with ATLAS,” arXiv:1202.1414 [hep-ex].
- [6] The CMS Collaboration, “Search for the Higgs Boson Decaying to W^+W^- in the Fully Leptonic Final State,” CMS-PAS-HIG-11-024, (December 2011).
- [7] The CMS Collaboration, “Search for a Higgs boson decaying into two photons in the CMS detector” CMS-PAS-HIG-11-030, (December 2011).
- [8] G. Bélanger *et al.*, “Higgs Phenomenology of Minimal Universal Extra Dimensions,” arXiv:1201.5582 [hep-ph].
- [9] K. Desch [Higgs Working Group of the Extended ECFA/DESY Study], “Higgs Boson Precision Studies at a Linear Collider,” arXiv:hep-ph/0311092.
- [10] T. L. Barklow, “Higgs Coupling Measurements at a 1-Tev Linear Collider,” arXiv:hep-ph/0312268.
- [11] S. Heinemeyer *et al.*, “Toward High Precision Higgs-Boson Measurements at the International Linear e^+e^- Collider,” arXiv:hep-ph/0511332.